


How to Compost

Name _____



Find a dry, shady spot that you can easily reach with a hose or carry water to.

Buy or build a compost bin.

Greens

Produce NITROGEN:

Fruit & Vegetable scraps, grass, leaves, tea bags, & coffee grounds



Collect material but keep it separate.

Browns

Produce CARBON:


Dead leaves, sticks, twigs, shredded paper, cardboard, coffee filters



Add material to your bin in layers, always adding more browns than greens.




Turn the mixture every few weeks to add air.



Keep your mixture moist but not too wet!

Don't worry if you see bugs or worms in the mixture. They help breakdown the materials!



When the mixture is dry and crumbling your compost is done! Store your compost and use it in your garden!

