

What Waste is Waste

Objectives

- Gain an understanding of different types of waste.
- Identify and sort waste into 6 categories;
 1. Recycle
 2. Trash
 3. Compost
 4. Household Hazardous Waste
 5. Electronic Goods Recycling
 6. Donate Items
- Improve recycling skills.
- Strengthen reading comprehension skills.

Vocabulary

Recycle	Household Hazardous Waste (HHW)
Trash	Electronic Goods Recycling (EGR)
Compost	Donate
Waste	

Overview

We commonly associate the word waste with trash but waste can have many meanings. Recyclables and compost can also be referred to as waste but this waste is turned into something new. There are numerous waste streams that people may not be familiar with. This lesson introduces two less commonly known waste streams; electronic waste and household hazardous waste. In Delaware, residents have easy access to programs where these materials can be recycled or disposed of properly instead of thrown in the trash.

Directions

- Part 1: Students learn about the different waste streams by matching the vocabulary term with the correct definition.
- Part 2: Students will read the short story, *Katie's Quest: What Waste is Waste* and highlight any item that is waste. Students will then use the provided worksheet to record each waste item in its appropriate category. Then they will find one thing in the classroom that could also go into each category.

Name _____

Part 1

Match each vocabulary word with the correct definition and facts.

Trash	Compost	Household Hazardous Waste (HHW)	
Recycle	Electronic Goods Recycling (EGR)	Donate	Waste

1. _____ This is the process of turning old materials into new, useful products. This prevents the waste of useful materials. All of this material in Delaware is processed at the Materials Recovery Facility in New Castle, Delaware where everything is separated by machines.

2. _____ This is when we contribute to a charitable cause or give away useful things to an organization or person. People in Delaware are encouraged to give away old things like clothes and furniture to organizations like the Salvation Army to help people in need.

3. _____ Something that is discarded because it is no longer useful. There are many different types of this in Delaware. People living in Delaware are encouraged to find a way to properly get rid of each one.

4. _____ This is the breakdown of organic material into soil. People living in Delaware can do this right in their backyard!


5. _____ These are things commonly found in your house that can be harmful to people and the environment. These should never be put into the trash or recycling bin. In Delaware, people can get rid of this for free at collection events around the state.

6. _____ Something that has no value. It cannot be used again or made into something new. Every person in Delaware throws away 4.5lbs of this every day. Delaware has three landfills that are filled with this material.

7. _____ Common household items that can be recycled into new products. Some of them can contain small amounts of precious metals like gold and silver. In Delaware, people can drop these off into special bins for free around the state. They are sent to Philadelphia to be recycled.


Part 2

Directions: Read the short story, *Katie's Quest; What Waste is Waste* and circle or highlight all of the waste items you find in the story. Record each item into the correct category below. Then find one item in your classroom or home that fits into each category.


RECYCLE


- 1.
- 2.
- 3.
- 4.

Home or Classroom:


TRASH


- 1.
- 2.
- 3.
- 4.

Home or Classroom:


COMPOST


- 1.
- 2.
- 3.
- 4.

Home or Classroom:


HAZARDOUS WASTE


- 1.
- 2.
- 3.
- 4.

Home or Classroom:


ELECTRONIC GOODS

- 1.
- 2.
- 3.
- 4.

Home or Classroom:


DONATE/CHARITY

- 1.
- 2.
- 3.
- 4.

Home or Classroom:

Katie's Quest: What Waste Is Waste?

Katie and her family are big recyclers! They love that so many things can be turned into new ones or used again. Every week they separate their waste into bins for recycling, trash, and compost. A few times a year they even collect unused items to donate to charity.

One day Katie learned that her grandparents were coming to live with her family. She loved spending time with them and listening to their stories of adventures and travel. However, before they could move, their house needed a big cleanout. Katie excitedly offered to help because this meant she can help clean and sort all of the unwanted items!

On a cool, windy spring morning Katie and her family arrived at her grandparents' house for the big day. Wow! There was even more stuff here than Katie remembered. Her grandmother was a social studies teacher and her grandfather was an architect. They loved to travel the world and learn about different cultures. They first taught Katie and her family about different kinds of waste and how it is possible to live without creating so much of it. Room by room they started sorting.

They decided to start in the office. As they flipped on the lights, they quickly realized that the fancy fluorescent light fixtures that hung on the wall were broken. Great! Sorting in the dark should be fun. In the dim light coming from the window, Katie spotted her grandmother's old desk. Katie awed at the large wooden oak desk and chair. They were beautiful pieces of furniture but unfortunately, they were just too big to keep. Together Katie and her parents began to carry the items out of the house. Outside there were areas set up to organize the trash, hazardous waste, recyclable electronics, and items that can be donated.

Meanwhile, Katie's grandpa unplugged an old dusty phone and computer that used to sit on top of the desk. They were so old he did not even know if they worked anymore! Lastly, he wrapped up an old extension cord and carried everything out of the office. He took one last look inside the empty office before he closed the door one last time.

Katie walked into her grandmother's bedroom where all of her belongings had already been packed up. What was left was a tray of fancy perfumes her grandmother had collected from around the world. Katie sprayed one of the bottles into the air but she quickly realized the once sweet-smelling scents had dulled. Katie knew that the bottles did not belong in the trash so she carefully placed them into a box and labeled it. Lastly, piled in the corner, were stacks of old newspapers and magazines. Katie carefully carried them out of the house as well.

On her way outside Katie passed through the living room where her parents were already sorting through furniture and knickknacks. There was an old sofa, a box of empty picture frames, and a broken TV. They took down some broken window shades and rolled up an old dirty rug. They wanted to make sure everything made it into the correct pile.

Katie decided to peek inside the garage to see what treasures were there. Oh My! The garage was filled with stuff! Piles of old paint and chemicals lined the wall where her grandfather once had his workshop. There were piles of cardboard boxes and horses from a merry-go-round. Katie and her grandpa used to ride the merry-go-round together at the park all the time. Katie was going to keep one of the horses as a treasure. There was so much stuff in the garage you could build another house!

After a full day of sorting and cleaning everyone was exhausted. Her grandparents had picked out everything they wanted to keep and the rest was to be recycled or donated.

As they walked out of the house for the last time, they noticed the yard was littered with stuff. Oh nooo! The wind had knocked over all the bins the family had put at the curb. Their day of cleaning was not over yet. Together they picked up the water bottles, plastic wrappers, fruit scraps, egg shells, and paper coffee cups from breakfast before the wind blew them down the street.

As Katie was straightening the bins along the sidewalk, she picked a few straggly weeds and dead flowers around the mailbox. She wanted to leave the house as perfect as could be for the next family to enjoy.